

**GE current**  
a Daintree company

LED HORTICULTURE LIGHTING SYSTEMS



# Arize™ Element L1000

Enabling efficient growth at an industrial scale

## Efficient

Energy efficiency surpassing  $3.5 \mu\text{mol/J}$  makes the L1000 one of the most efficient grow lights in its class

## Flexible

Universal bracket and cable options mean the L1000 can be installed on any existing structure in seconds

## Powerful

Produces the same light output as a 1000W HPS fixture using only 40% of the energy, with multiple spectral offerings

## Reliable

The most extensive reliability testing in the industry and a five-year warranty ensure consistent, predictable yields for years to come

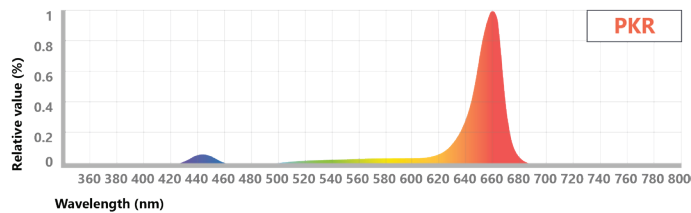
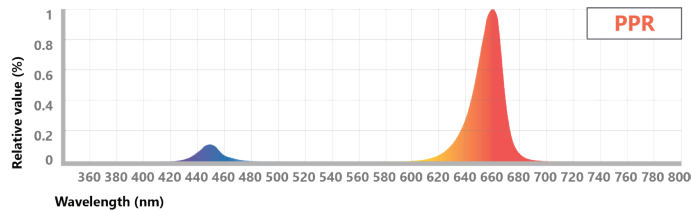
[www.led.com](http://www.led.com) for the latest in lighting innovations from the inventors of the LED

# Arize™ Element L1000

## Spectra

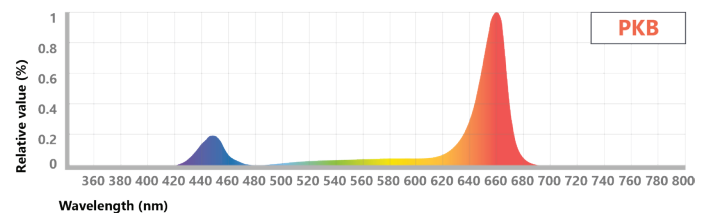
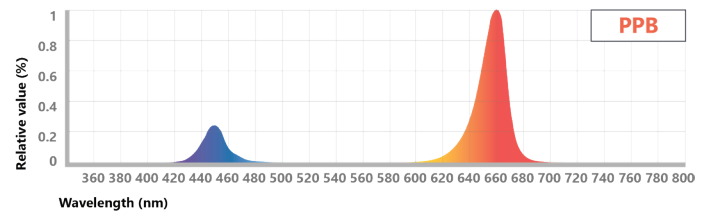
### Type R

High red light to optimize plant growth and photosynthesis



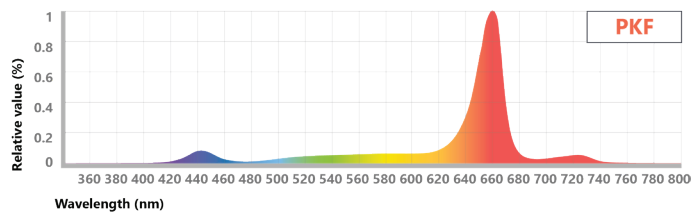
### Type B

Light that supports biomass and secondary metabolite production



### Type F

Encourages a stretching and expansion response for more robust growth



### Spectrum Photon Distribution

Ratio	Blue PF	Green PF	Red PF	Far Red PF
PPR	9.5%	0.0%	90.5%	0.0%
PPB	18.2%	0.0%	81.8%	0.0%
PKR	8.0%	15.0%	77.0%	0.0%
PKB	15.5%	15.0%	69.5%	0.0%
PKF	7.6%	15.0%	72.4%	5.0%

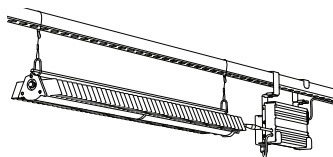
## Optical table

Optical code	Spectrum	Typical photon flux <sup>1</sup> (μmol/s)	Power <sup>1</sup> (W)	Efficiency <sup>1</sup> (μmol/J)	HPS equivalent (W)
EPPR4	PPR	623	178	3.5	400
EPPB4	PPB	612	180	3.4	400
MPPR4	PPR	1038	310	3.3	600
MPPB4	PPB	1013	314	3.2	600
MPKR4	PKR	1006	XXX	XX	600
MPKB4	PKB	964	XXX	XX	600
MPKF4	PKF	987	XXX	XX	600
HPPR4	PPR	1827	599	3.1	1000
HPPB4	PPB	1761	601	2.9	1000
HPKR4	PKR	1669	590	2.8	1000
HPKB4	PKB	1631	597	2.7	1000
HPKF4	PKF	1531	594	2.6	1000

<sup>1</sup> Typical Performance +/-10%

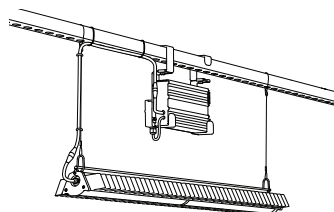
<sup>2</sup> Product also available as a general lighting fixture (standard white) for non-growing areas – contact your local sales representative for further information.

# Installation options



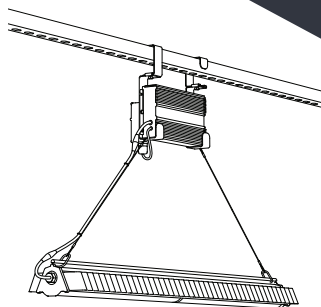
## Side-by-side

The out-of-the-box option, with 8" (200mm) support cables and 1½" (41mm) square brackets pre-installed on the power supply



## Over-under

2' (600mm), 5' (1500mm) & 10' (3000mm) support cables reduce the distance from the fixture to the crop, for more intense, focused lighting

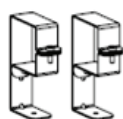


## Triangular

Pre-drilled holes in the power supply brackets allow the L1000 to be suspended from the power supply



GEHAK-LN-NN-N0



GEHAK-NN-NN-N0




GEHAK-MN-NN-N0



GEHAK-NN-NE-N0

## Power supply

We offer 50 x 50mm and 75 x 75mm square brackets and 20-30mm Diameter round brackets, as well as a 12' (3000mm) toggle cable



### 1 Purpose-built

A heat sink that doesn't accumulate debris and LEDs protected by a lens are just two of the ways we designed reliability into the L1000

### 2 Paper thin

The slim form factor of the L1000 system all but eliminates the shadow tax on plants during the day, letting nature do what it does best

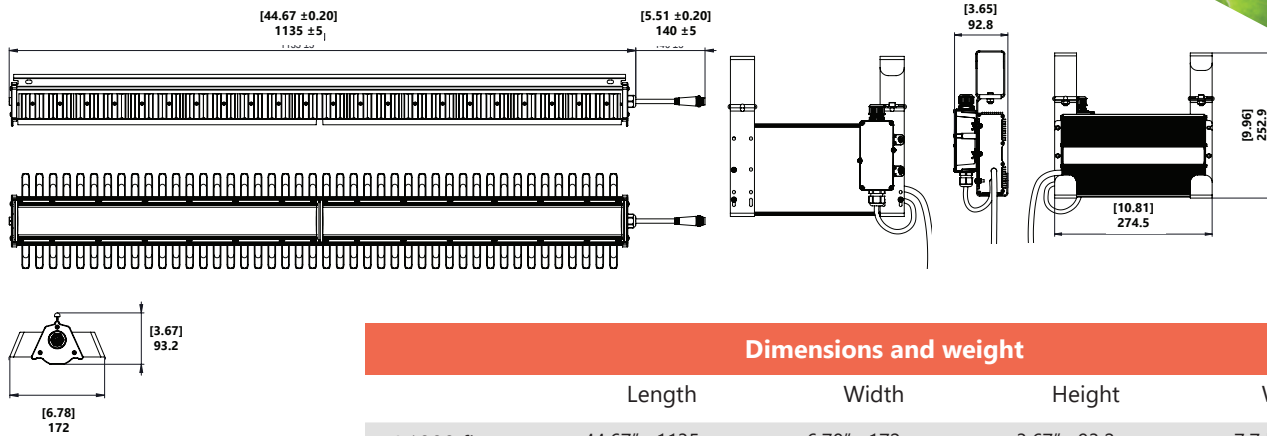
### 3 Arize for all

Multiple broad, high- and low-blue spectrum offerings maximize year-round production for both indoor and greenhouse growers

# Accessories

Order code	Description	Components
GEHAK-NN-FB-N0	L1000 600mm suspension kit	600mm Support Wire + 900mm Extension Cable
GEHAK-NN-CC-N0	L1000 1500mm Suspension Kit	1500mm Support Wire + 1800mm Extension Cable
GEHAK-NN-DD-N0	L1000 3000mm Suspension Kit	3000mm Support Wire + 3600mm Extension Cable
GEHAK-LN-NN-N0	50mm x 50mm Driver Bracket Kit	2x 50mm Square Bracket + Screws
GEHAK-NN-NN-N0	75mm x 75mm Driver Bracket Kit	2x 75mm Square Bracket + Screws
GEHAK-MN-NN-N0	Ø20mm-30mm Driver Bracket Kit	2x Ø20mm-30mm Bracket + Screws
GEHAK-NN-NE-N0	Driver Universal Wire Mount Kit	3000mm Loop to Toggle Support Wire

# Mechanical outline



## Dimensions and weight

	Length	Width	Height	Weight
L1000 fixture	44.67" 1135 mm	6.78" 172 mm	3.67" 93.2 mm	7.7 lbs 3.5 kg
Power supply	10.81" 274.5 mm	9.96" 252.9 mm	3.65" 92.8 mm	7.7 lbs 3.5 kg

# Specifications

Power factor	>0.9
Max. remote mount distance	12 ft (3.6 m)
Cooling	Passive
Light distribution	120°
Operating environment	0°C to 45°C (32°F to 113°F)
IP rating	IP66
Lifetime	L90: >36,000 hours <sup>4</sup>
Warranty	Five-year system warranty
System certifications	CE

<sup>4</sup> Tested at 45°C per TM-21

# Order code table

Product ID	Optical code	Input voltage	Distribution	Options	Gen
		6 = 220-240V <sup>5</sup>			
<b>GEHTL</b>	See optical table	7 = 220-240V <sup>6</sup>	<b>N</b> = 120°	<b>X</b> = None	<b>1</b>
		8 = 380-415V <sup>6</sup>			

<sup>5</sup> Only available with E optical codes

<sup>6</sup> Only available with M and H optical codes



© 2020 Current Lighting Solutions, LLC. All rights reserved. GE, CMH and the GE monogram are trademarks of the General Electric Company and are used under license. Information provided is subject to change without notice. All values are design or typical values when measured under laboratory conditions.